



# BABA FARID UNIVERSITY OF HEALTH SCIENCES, FARIDKOT

<b>OPHTHALMIC OFFICER</b> (Under DHS, GOVT. OF PUNJAB)							
QUESTION BOOKLET: 	THUMB IMPRESSION OF THE CANDIDATE						
OMR ANSWER SHEET NO: 							
ROLL NO: <table border="1" style="display: inline-table;"><tr><td style="width: 20px; height: 20px;"></td><td style="width: 20px; height: 20px;"></td><td style="width: 20px; height: 20px;"></td><td style="width: 20px; height: 20px;"></td><td style="width: 20px; height: 20px;"></td><td style="width: 20px; height: 20px;"></td></tr></table>							FULL SIGNATURE OF THE CANDIDATE
FULL SIGNATURE OF INVIGILATOR	FULL SIGNATURE OBSERVER						

**Time Allowed: 2.00 Hours (11.00 AM to 1.00 PM)**

**Maximum Marks: 90**

1. Use BLACK FINE TIP BALL PEN only. Use of pencil is not allowed.
  2. Write your Roll number on the OMR answer-sheet and also on the question-booklet only in the space provided for the purpose and at no other place in the question booklets and Answer-sheet
  3. Enter the Question Booklet Set and Number on the OMR Answer-sheet and also darken the corresponding bubbles with BLACK FINE TIP BALL PEN.
  4. Do not put any marks anywhere in the Question booklet /on the OMR Answer-sheet.
  5. **There are 90 objective type questions in all of 1 Mark each.** Before attempting the questions, check that the Question-booklet is complete. In case any question/part of question or page is missing, inform the Centre Superintendent within 5 minutes of the start of the examination. After that no claim will be entertained.
  6. **Each question is followed by four alternative responses listed as A), B), C) and D) out of which only one is correct / most correct. In case, all the ovals are left blank, there will be deduction of marks @ 0.25 marks for each such unattempted question. Fifth oval 'E' (introduced for security purpose) is to be darkened in case you do not want to attempt the question to avoid negative marking.**
  7. To open the question booklet, remove the seal gently when asked to do so. Handover the OMR Answer-sheet to the officer on duty on the completion of the time before you leave the examination hall.
  8. **The candidates are permitted to carry his/her question booklet after completion of the examination but OMR Sheets are compulsory required to be deposited with the invigilator.**
  9. A candidate who create disturbance of any kind or changes his/her seat or is found in possession of any paper possibility of any assistance to him/her or unfair means will be expelled from the examination by the Centre superintendent/Observer, whose decision shall be final. ("Expulsion" for this purpose would mean cancellation of the entire examination of the candidate).
  10. **THE CANDIDATES ARE NOT PERMITTED TO CARRY ANY TELECOMMUNICATION EQUIPMENT SUCH AS WATCH, CELLULAR PHONE, WIRELESS SET, SCANNER ETC. INSIDE THE EXAMINATION HALL.**
  11. For rough work, use only the blank space of the Question booklet.
  12. The candidates will not be allowed to leave the examination hall during the examination.
  13. Borrowing any material is not allowed.
  14. The answer-sheet is designed for Computer evaluation. If the instructions are not followed properly, the candidate alone shall be responsible for the resultant loss.
  15. Smoking/Refreshment shall not be allowed in the Entrance Test Centre/Hall.
  16. Male candidates shall affix their Left Thumb Impression (LTI) while Female candidates shall affix Right Thumb Impression (RTI) at the prescribed place on the OMR answer sheet, Question Booklet and attendance sheet. The Centre superintendent shall also obtain and retain it for record.
  17. The candidate must fill both the question booklet number and OMR answer sheet number on the attendance sheet.
  18. No candidate shall be allowed to leave the centre before **1.00 PM**.
-



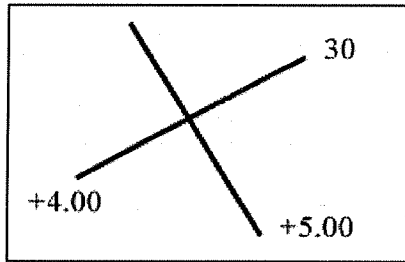
1. Which is not a viscoelastic?
  - A) 1% sodium hyaluronate
  - B) 3% methyl cellulose
  - C) 5% acetyl cysteine
  - D) 2% hypermellose
  
2. Contrast sensitivity is affected in
  - A) conjunctivitis
  - B) optic neuritis
  - C) Myopia
  - D) astigmatism
  
3. The average corneal endothelial cell count is
  - A) 2500/sq mm
  - B) 1000/ sq mm
  - C) 3900/ sq mm
  - D) 4800/ sq mm
  
4. Which of these help in visualisation of corneal cells?
  - A) Confocal microscope
  - B) Optical coherence tomography
  - C) Pachymeter
  - D) Slit lamp biomicroscope
  
5. Which of these helps in in-vivo visualisation of retinal layers?
  - A) Confocal microscope
  - B) Optical coherence tomography
  - C) Pachymeter
  - D) Slit lamp biomicroscope
  
6. Conjunctival mucous is deficient in all these conditions except
  - A) Old trachoma
  - B) Steven Johnson syndrome
  - C) Ocular pemphigoid
  - D) Sjogrens syndrome
  
7. Which does not hold true for central serous chroidopathy?
  - A) smoke stack appearance of FFA
  - B) ink blot appearance on FFA
  - C) seen more in anxious males
  - D) vision correctable by concave lenses
  
8. All statements hold true for retinal tamponade using silicon oil except
  - A) produces secondary glaucoma
  - B) expands during air travel
  - C) should be removed after 8-12 weeks
  - D) can lead to inverse hypopyon if emulsified
  
9. Which of these anti glaucoma drugs are contra indicated in patients with sulpha allergy?
  - A) Bimatoprost
  - B) Brinzolamide
  - C) timolol maleate
  - D) travoprost
  
10. In contact lens users the most common cause of infection is
  - A) Pneumococcus
  - B) Streptococcus
  - C) Pseudomonas
  - D) Staphylococcus
  
11. Following are the risk factors for contact lens related microbial keratitis:
  - A) Female sex
  - B) Excessive crying
  - C) Overnight wear
  - D) Daily disposable contact lenses
  
12. While doing retinoscopy, red reflex moves in opposite direction to retinoscope, then
  - A) Hypermetropia
  - B) myopia greater than 1 D
  - C) myopia of 1 D
  - D) myopia lesser than 1 D
  
13. Steroid drop with the greatest anti inflammatory action is
  - A) Loteprednol
  - B) Fluromethalone
  - C) Ketorolac
  - D) Prednisolone acetate

14. Image formed by a prism is
- virtual, erect, displaced towards its apex
  - inverted, real, displaced towards apex
  - virtual, inverted displaced towards apex
  - real, erect, displaced towards apex
15. Which of these statements is false regarding retinoblastoma?
- It is inheritable tumor
  - It can be treated by cataract surgery
  - It occurs in children 1 to 4 years of age
  - Presents as white pupillary reflex
16. Postoperative medications not given after cataract surgery is
- Moxifloxacin eye drops
  - Travoprost eye drops
  - Dexamethasone eye drops
  - Bromfenac eye drops
17. Which are not the uses of single or double frequency Nd-YAG laser
- Spectacle removal
  - Laser iridotomy
  - Pan retinal photocoagulation in diabetic retinopathy
  - Ablation of posterior capsular opacification
18. A ray of light passing through the principal focus of a convex lens, after refraction will pass
- Through the principal focus
  - Parallel to the principal axis
  - Without any deviation
  - Will undergo total internal reflection
19. A bifocal lens is used as a remedy for which of the following diseases of the eye
- Myopia
  - Presbyopia
  - Hypermetropia
  - Astigmatism
20. The image formed by concave mirror is real, inverted and of the same size as that of the object. The position of the object should be
- at the focus
  - at the centre of curvature
  - between the focus and centre of curvature
  - between the focus and the lens
21. Mirage is an example of
- Reflection of light
  - Refraction of light
  - Total internal reflection of light
  - Scattering of light
22. What will be the power of a concave lens of focal length 5 metres?
- 5 D
  - 5 D
  - 0.2 D
  - 0.2 D
23. A focimeter cannot measure the
- Amplitude of accommodation
  - dioptric vertex power
  - prism of a lens
  - cylindrical axis
24. CR-39 (Columbia resin 39) is used to for/as
- Anti glaucoma medication
  - Spectacle lens manufacture
  - Ink in OCT machine printers
  - Antibiotic eyedrops
25. In objective refraction:
- accommodation is stimulated if the patient stares at the light from the retinoscope
  - 'with' motion occurs in high myope if the sleeve of the retinoscope is placed in the plano mirror position
  - movement of the reflex decreases as the neutralization point is near
  - the power of the working distance lens in dioptres is proportional to the working distance in metres

26. Which of the following tests does not depend on binocular vision:

- A) Maddox rod
- B) Worth's four dots test
- C) Duochrome tests
- D) Bagolini's test

27. The following is the power cross of a patient examined at 2/3 meters (before correcting for the working distance). The correct statement is:



- A) when a streak retinoscopy is used to neutralize the eye at  $30^\circ$  the power of the lens needed is +4.00
- B) if the patient were to accommodate the power cross will have a higher plus power
- C) if a +5.00DS lens is placed in the trial frame; a -1.00DC is required to neutralize the eye at  $120^\circ$
- D) the lens required for correcting this patient's refraction if the working distance is 1/2 m can be +3.00/-1.00X  $30^\circ$

28. A 42 year-old myopic man recently changes his glasses and finds them uncomfortable despite having a visual acuity of 6/6 in both eyes. The following may be responsible:

- A) scratchy lens
- B) onset of presbyopia
- C) change of axis
- D) decentring of the lens

29. The longest extraocular muscle is

- A) Superior oblique
- B) inferior oblique
- C) superior rectus
- D) inferior rectus

30. Diameter of the optic disc is

- A) 1.5 mm
- B) 3.5 mm
- C) 2.5 mm
- D) 5 mm

31. Schwalbe's line forming part of the angle of anterior chamber is the prominent end of

- A) Sclera
- B) Descemet's membrane of cornea
- C) anterior limit of trabecular meshwork
- D) posterior limit of trabecular meshwork

32. Capsule of the Crystalline lens is thinnest at:

- A) Anterior Pole
- B) posterior pole
- C) Equator
- D) none of the above

33. The youngest lens fibres are present in

- A) central core of the lens nucleus
- B) outer layer of the nucleus
- C) deeper layer of the cortex
- D) superficial layer of the cortex

34. Smallest diameter of eyeball is

- A) Vertical
- B) Horizontal
- C) More than 24 mm
- D) Anteroposterior

35. Anterior segment of the eyeball includes structures lying in front of the

- A) Iris
- B) Crystalline lens
- C) Vitreous body
- D) Cornea

36. A one-month old baby is brought with complaints of photophobia and watering. Clinical examination shows normal tear passages and clear but large cornea. The most likely diagnosis is:

- A) Congenital dacryocystitis
- B) Retinopathy of prematurity
- C) Keratoconus
- D) Congenital glaucoma

37. Schirmer's test is used for diagnosing:
- Dry eye
  - Infective keratitis
  - Watering eyes
  - Horner's syndrome
38. You have been referred a case of open angle glaucoma. Which of the following would be an important point in diagnosing the case?
- Shallow anterior chamber
  - Optic disc cupping
  - Narrow angle
  - visual acuity and refractive error
39. Optic nerve function is best studied by:
- Direct Ophthalmoscope
  - Retinoscope
  - Perimetry
  - Gonioscopy
40. The best treatment for amblyopia is:
- Orthoptic exercises
  - Occlusion
  - Surgery
  - Best treat after age 10 years
41. A 70 year old man develops vesicles in his right forehead which are painful. The right eye is red and has mucous discharge. The probable microbiological etiologic agent responsible is
- Fungus
  - Bacteria
  - Virus
  - Entamoeba
42. An examiner working at 2/3 m observes against motion when refracting a -2.00D myopic eye (without any lenses being placed in front of the patient). When refracting the same eye at a working distance of 50cm he observes neutrality. When the examiner moves to 40 cm he will observe
- With movement
  - Against movement
  - Neutralisation point
  - Scissoring reflex
43. If the retinoscopy reveals neutralization (retinoscopy finding) at +1.50 DS/ -1.00 DC X 90 at 50cm working distance, the final refraction will be
- +1.50DS/-1.00DCX90
  - 0.50DCX90
  - 1.50DS/+1.00DCX180
  - 0.50DS/-1.00DCX180
44. Retinoscopy is an instrument used to determine
- the refractive error objectively
  - the curvature of the cornea
  - the refractive error subjectively
  - depth of the anterior chamber
45. The drug of choice for acanthamoeba keratitis is
- Neosporin
  - PHMB
  - Propanidine
  - Ketoconazole
46. What is the most common cause of anemia?
- Too little sleep
  - Too much sugar
  - Too little iron in the blood
  - Exposure to X-ray radiation
47. Which of these are signs of anemia?
- Pale palpebral conjunctiva
  - Dark circles under the eyes
  - Bleeding from nose
  - Yellow discoloration of sclera
48. Which is incorrect for pediatric spectacle prescription
- Contact lens can not be prescribed to children less than 8 years
  - Bifocal glasses are prescribed to pseudophakic children
  - Myopia should be undercorrected
  - Children with refractive esotropia should be given full cycloplegic correction
49. Which is not a macular function test
- Photostress test
  - Amsler grid
  - 2-point-discrimination
  - Optical coherence tomogram

50. Which is true about colour blindness:
- Red greencolor blindness occurs more frequently in females
  - It is an X-linked disorder
  - Colour blindness can occur after taking anti tubercular drug Rifampicin
  - Red green colour blindness can be treated by RGP lenses
51. Which of the following is not the use of Atropine
- To slow down myopia progression
  - To induce cycloplegia in anterior uveitis
  - Penalisation of amblyopic eye
  - Wet retinoscopy in children 0 – 5 years of age
52. Steroid eye drops are contraindicated in
- Corneal ulcer
  - After trabeculectomy
  - Seasonal allergic conjunctivitis
  - Viral disciform keratitis
53. Which of the following substances can be used for sterilization?
- Silver nitrate
  - Alcohol
  - Chlorine
  - Ethylene oxide
54. Which of the following is most effective for sterilizing OT gown and surgical instruments
- Chlorine
  - Ethylene oxide
  - Autoclave
  - Glutaraldehyde
55. Strabismic amblyopia is more common in patients with
- Intermittent squint
  - Alternate squint
  - Constant squint
  - Latent squint
56. Hirschberg test is used to detect
- Squint
  - Field defects
  - Glaucoma
  - Optic atrophy
57. Gold standard instrument for measurement of intraocular pressure is
- Non contact tonometer
  - Rebound tonometer
  - Goldmann's applanation tonometer
  - Schiotz tonometer
58. Slit lamp biomicroscope cannot be used for which of the following:
- Measurement of corneal epithelial defect
  - Observing the optic disc and macula with 90 D lens
  - Laser iridectomy in angle closure glaucoma
  - Fluorescein staining with cobalt blue light
59. A 12 year-old boy brought to the clinic with gradual decreased vision in both eyes. His uncorrected vision is 20/50 and improved with pinhole to 20/20. What is the most likely diagnosis?
- Congenital cataract
  - Congenital glaucoma
  - Myopia
  - Amblyopia
60. A 12 year-old brought to the clinic with decreased vision in right eye. His best corrected vision is 20/80 and shows no improvement with pinhole. Right eye retinoscopy shows +8.00 DS error. Left eye unaided visual acuity is 20/20. What is the most likely diagnosis?
- Congenital cataract
  - Stimulus deprivation Amblyopia
  - Hypermetropia
  - Anisometropic Amblyopia
61. A patient was instructed to read a magazine with magnifier, the reading material should be held
- farther than one focal length from the magnifier.
  - closer than one focal length from the magnifier
  - in the front focal plane of magnifier
  - either b or c

62. Which of the following is a correct technique regarding hygiene and contact lenses?
- Emptying the case, rinsing with disinfecting solution, and letting it air dry.
  - Replacing a contact lens case every 6-9 months.
  - Using hand sanitizer before insertion.
  - Digitally scrubbing the case with tap water.
63. Which of the following is FALSE regarding corneal curvature:
- Corneal curvature is flattest at its apex
  - Corneal curvature flattens as it transitions into the sclera
  - Average corneal curvature for adults is 42.0 to 44.0 D
  - The cornea does not have a perfect spherical curvature at any location
64. You would expect to see a large lateral lag in a lens with which of the following characteristics?
- Loose fitting
  - Steep base curve
  - Good centration
  - Lens with negligible movement of push-up test
65. Which systemic condition is not associated with dry eyes?
- Keratoconjunctivitis sicca
  - Rheumatoid arthritis
  - Autoimmune disorders
  - High blood pressure
66. Which three components are evaluated when checking the *physical fit* of a contact lens?
- Movement, Centration, Coverage
  - Base Curve, Diameter, and Rotation
  - Visual Acuity, Sagittal Depth, and Lens Dehydration
  - Lens position, Keratometry Mires, and Eyelid Interaction
67. As per WHO-NPCB (1986-89) survey, all of the following are true about causes of blindness in India except:
- Cataract 55%
  - Refractive errors 7.35%
  - Glaucoma 1.7%
  - Trachoma 0.39%
68. The school health surveys are quite useful in early detection of mainly:
- Refractive errors
  - Amblyopia
  - Colour vision defects
  - Cataract
69. Under the WHO "Vision 2020" program, the "SAFE" strategy is adopted for which of the following diseases:
- Trachoma
  - Glaucoma
  - Diabetic retinopathy
  - Onchocerciasis
70. All of the following are characteristics of the image formed on direct ophthalmoscopy, except that it is:
- Erect
  - Real
  - Fifteen times magnified in emmetropes
  - More magnified in myopes than emmetropes
71. Small opacities in the media of the eye are best detected by:
- Distant direct ophthalmoscopy
  - Direct ophthalmoscopy
  - Indirect ophthalmoscopy
  - All of the above
72. The refractive power of an emmetropic eye is about:
- +50D
  - +55D
  - +60D
  - +65D



73. In the media of the eye, highest refractive index is of the:
- Cornea
  - Aqueous humour
  - Lens
  - Vitreous humour
74. In Against-the-rule astigmatism:
- Vertical meridian is more curved than the horizontal
  - Horizontal meridian is more curved than the vertical
  - Both meridians are equally curved
  - None of the above
75. Radial keratotomy corrects myopia by causing:
- Steepening of cornea
  - Flattening of cornea
  - Shortening of cornea
  - Pin-hole effect
76. Range of accommodation is the distance between:
- Far point and near point of the eye
  - The eyes and the near point
  - The eyes and the far point
  - The retina and the near point
77. The fastest acting cycloplegic drug is:
- Atropine
  - Cyclopentolate
  - Homatropine
  - Tropicamide
78. All of the following are true about auto-refractometry except:
- Quick procedure
  - Gives information about spherical and cylindrical error
  - Measures interpupillary distance
  - Subjective verification of refraction is not required.
79. The term anisometropia indicates:
- Refractive error
  - Long vision
  - Short vision
  - Ageing process
80. Aniseikonia refers to:
- Difference in the corneal diameter
  - Difference in the refractive power
  - Difference in image colour
  - Difference in the retinal image size
81. A female patient wants LASIK surgery for her eye. She asks for your opinion. All the following things are suitable for performing LASIK surgery except:
- Myopia of 4 diopters
  - Stable refraction for 1 year
  - Corneal thickness of 600 microns
  - Age of 15 years
82. Accommodation is maximum at the age of:
- 25 years
  - 14 years
  - 30 years
  - 5 years
83. Constantly changing refractive error is seen in:
- Traumatic cataract
  - Diabetic cataract
  - Morgagnian cataract
  - Intumescent cataract
84. Maximum refractive power of eye is due to the:
- Anterior surface of lens
  - Posterior surface of lens
  - Anterior surface of cornea
  - Posterior surface of cornea
85. A central corneal opacity is treated with:
- Spectacles
  - Penetrating keratoplasty
  - Gas permeable contact lens
  - Soft contact lens
86. Which of the following statements regarding corneal transplantation is true:
- Whole eye needs to be preserved in tissue culture
  - Donor not accepted if age >60 years
  - Specular microscopy analysis is used to assess endothelial cell count
  - HLA matching is mandatory
87. Initial treatment of congenital dacryocystitis:
- Massaging
  - Probing
  - DCR
  - Ointment

88. Process of dark adaptation involves:

- A) Rods of retina
- B) Cones of retina
- C) Pigment epithelium of retina
- D) Both rods and cones

89. Visual acuity measured on Snellen's chart is a measure of:

- A) Light sense
- B) Form sense
- C) Contrast sense
- D) All of the above

90. Complications of cataract surgery:

- A) Optic neuropathy
- B) Lagophthalmos
- C) Grave's disease
- D) Endophthalmitis

\*\*\*\*\*



